

# BIOMEDICAL SCIENCE: EXPLORING THE FRONTIERS OF HEALTH AND MEDICINE

## Abstract

The introductory chapters establish the bedrock of Biomedical Science, delineating its definition, scope, and distinctiveness in comparison to related disciplines like clinical medicine and bioengineering. Emphasizing its transformative role, the narrative underscores the significance of biomedical science in the continual enhancement of human health and the relentless pursuit of medical knowledge.

The historical trajectory unfolds in subsequent chapters, weaving through ancient medical practices to the forefront of 21st-century discoveries. This historical panorama serves not only to contextualize the evolution of biomedical research but also to underscore the resilience of the scientific pursuit in unravelling the intricacies of life and disease.

The foundational sciences of Biology and Chemistry take center stage, providing a comprehensive understanding of cellular structures, genetic processes, and biochemical interactions. These chapters lay the groundwork for navigating the complexities of the human body and appreciating the interconnectedness of biological and chemical phenomena.

The exploration then delves into the genetic realm, where the nuances of genes, inheritance patterns, and genetic variations are dissected. This genetic lens illuminates its critical role in disease mechanisms, personalized medicine, and the promising frontier of targeted therapies.

The narrative expands further to spotlight Biomarkers and their instrumental role in disease detection, diagnosis, and treatment. From molecular indicators to

## Authors

### Alisha Ansari

Department of Food Sciences and Human Nutrition

Meerut College

Meerut, Uttar Pradesh, India

alishaansari2212@gmail.com

### Wasim Akhtar

Department of Pharmacy

IIMT University

Meerut, Uttar Pradesh, India

warmwasim@gmail.com

diagnostic imaging, this section showcases the diverse applications of biomarkers across medical disciplines, illustrating their transformative impact on healthcare.

Biomedical Imaging and Diagnostic Techniques take the forefront in subsequent chapters, elucidating the principles and applications of diverse imaging modalities. From traditional X-rays to cutting-edge technologies like Artificial Intelligence in diagnostics, the evolving landscape of biomedical imaging is mapped, showcasing its instrumental role in modern medical diagnostics.

The narrative arc concludes with a dedicated exploration of Ethical Considerations in Biomedical Science. This critical lens examines the ethical dimensions inherent in research, emphasizing the imperative of responsible conduct, participant protection, and ethical foresight in the face of emerging technologies.

**Keywords:** Biomedical Science, Medicine, AI

## I. WHAT IS BIOMEDICAL SCIENCE?

Biomedical science is a multidisciplinary field that joins standards and information from different logical disciplines to figure out the instruments of human wellbeing and infection. It includes the investigation of biology chemistry, hereditary qualities, physiology, pharmacology, and other related fields. To improve human health, develop new diagnostic tools, and discover novel treatments, biomedical scientists conduct research, analyze data, and apply scientific knowledge.

In biomedical science, researchers investigate the mechanisms of normal physiological processes, identify risk factors, and the underlying causes of diseases. They intend to extend how we might interpret the human body at a sub-atomic, cell, and fundamental level, with a definitive objective of creating successful intercessions to forestall, analyze, and treat illnesses.

The advancement of medical knowledge and the creation of novel treatments and technologies are both greatly aided by biomedical science. In order to translate research findings into clinical practice, it involves carrying out experiments in a laboratory, evaluating samples taken from patients, and working together with healthcare professionals. Biomedical researchers additionally add to general wellbeing drives, epidemiological investigations, and the evaluation of the security and viability of medications and clinical gadgets.

The field of biomedical science incorporates an extensive variety of sub-disciplines, including atomic science, hereditary qualities, immunology, pharmacology, natural chemistry, and biomedical designing. Together, these various fields of expertise address complex health issues and enhance patient care.

Generally speaking, biomedical science is a dynamic and continually developing field that joins logical request, innovative progressions, and an emphasis on working on human wellbeing. It is driven by the quest for information, development, and the longing to have a beneficial outcome on people and society in general.

## II. DEFINITION AND SCOPE OF BIOMEDICAL SCIENCE

A multidisciplinary field that focuses on scientific research, investigation, and analysis to comprehend the mechanisms of human health and disease is referred to as biomedical science. It uses a variety of research techniques and technologies from a wide range of scientific fields to advance our understanding of the human body and develop strategies for enhancing health outcomes.

The scope of biomedical science is broad and encompasses several key areas:

- 1. Research:** Biomedical researchers look into the fundamental mechanisms that underlie human health and disease. This includes investigating the interactions between organisms and their environment, genetic factors, physiological processes, and cellular and molecular mechanisms.

2. **Disease Diagnosis:** Biomedical researchers create and apply analytic procedures to distinguish illnesses, problems, and irregularities. To accurately identify and diagnose conditions, they employ a variety of approaches, including medical imaging, genetic testing, and biological sample analysis in the laboratory.
3. **Treatment Development:** When it comes to the creation of new therapies and treatments, biomedical science plays a crucial role. Researchers investigate the adequacy and security of medications, explore novel remedial methodologies, and add to the advancement of customized medication and designated treatments.
4. **Public Health:** Biomedical science contributes to public health initiatives by studying disease patterns, identifying risk factors, and designing interventions to prevent and control the spread of diseases. Biomedical scientists also play a vital role in epidemiological studies, vaccination programs, and public health policy development.
5. **Biotechnology and Medical Devices:** Development of medical devices and biotechnology are closely related to biomedical science. Utilizing their expertise in biology, engineering, and materials science, scientists contribute to the development of diagnostic tools, implants, prosthetics, and medical devices.
6. **Clinical Research:** Biomedical researchers team up with clinicians and medical services experts to direct clinical preliminaries and studies. They examine the wellbeing and adequacy of new medicines, evaluate patient results, and add to confirm based medication.
7. **Ethical Considerations:** Biomedical science envelops moral contemplations in research including human subjects, creatures, and the capable direct of logical request. Ethical guidelines encourage honesty and accountability in scientific investigations and guarantee the safety of those involved in research.

The field of biomedical science is continually developing, driven by progresses in innovation, logical revelations, and advancing medical services needs. It assumes a pivotal part in further developing human wellbeing results, creating imaginative medicines, and propelling comprehension we might interpret the intricacies of the human body.

### III. DISTINCTION BETWEEN BIOMEDICAL SCIENCE AND OTHER RELATED FIELDS (E.G., CLINICAL MEDICINE, BIOENGINEERING)

Biomedical science, clinical medicine, and bioengineering are distinct fields within the realm of healthcare and scientific research. While they are interconnected and often collaborate, each field has its own specific focus and areas of expertise. Here's a brief distinction between these fields:

1. **Biomedical Science:** Biomedical science basically centers around research and logical examination of human wellbeing and sickness. It includes concentrating on the basic organic, atomic, and cell components engaged with wellbeing and infection processes. Biomedical scientists carry out experiments in the laboratory, evaluate the results of those

experiments, and make contributions to the comprehension of diseases, the creation of diagnostic tools, and the discovery of novel treatments. They frequently work in private laboratories, universities, or research facilities.

2. **Clinical Medicine:** Clinical medication, otherwise called clinical practice or medical services, is the utilization of clinical information and skill to analyze, treat, and oversee sicknesses in individual patients. Clinical medication includes direct persistent consideration, like leading actual assessments, requesting demonstrative tests, recommending drugs, and carrying out operations. Doctors, including different trained professionals, specialists, and general experts, practice clinical medication in medical clinics, facilities, and other medical care settings. They turn scientific and biomedical research into treatment and care for patients.
3. **Bioengineering (Biomedical Engineering):** Bioengineering, or biomedical engineering, is an interdisciplinary field that joins standards of designing, science, and medication to foster inventive clinical gadgets, advances, and arrangements. Bioengineers plan and make clinical gear, prosthetics, inserts, and indicative apparatuses. They additionally work on creating progressed imaging methods, drug conveyance frameworks, and tissue designing methodologies. To address clinical issues and enhance patient care, bioengineers collaborate with medical professionals and biomedical scientists.

These fields overlap and collaborate, but their primary focus and areas of expertise are what set them apart. Biomedical science centers around logical exploration, figuring out illness systems, and propelling information in the biomedical field. Clinical medication underscores the immediate attention and therapy of patients, applying clinical information to analyze and oversee infections. Bioengineering centers around the utilization of designing standards to the production of medical services related advances and clinical gadgets.

Joint effort between these fields is urgent for making an interpretation of logical examination into useful applications and working on understanding results. Bioengineers create innovative tools and technologies to support clinical practice, biomedical scientists contribute to the understanding of diseases, and clinicians use that knowledge in patient care. Together, these fields assume an imperative part in propelling medical care and working on human wellbeing.

#### **IV. IMPORTANCE OF BIOMEDICAL SCIENCE IN IMPROVING HUMAN HEALTH AND ADVANCING MEDICAL KNOWLEDGE**

Biomedical science plays a crucial role in improving human health and advancing medical knowledge in several significant ways:

1. **Understanding Disease Mechanisms:** The molecular, cellular, and systemic underlying mechanisms of diseases are better understood through biomedical science. Through examination and trial and error, biomedical researchers explore how illnesses create, progress, and connect with the human body. Effective strategies for disease prevention, early detection, and targeted treatment require this understanding.

2. **Diagnostic Advances:** Biomedical science adds to the improvement of cutting-edge demonstrative instruments and procedures. Through biomarker recognizable proof, hereditary testing, clinical imaging, and different techniques, biomedical researchers empower prior and more precise illness conclusion. This improves disease management, prompt interventions, and patient outcomes.
3. **Drug Discovery and Development:** Biomedical science assumes a crucial part in finding and growing new medications and treatments. Biomedical scientists contribute to the development of novel medications by studying disease mechanisms and locating potential drug targets. They additionally direct preclinical and clinical preliminaries to assess drug security, adequacy, and ideal dose. These efforts result in the creation of more specific and efficient treatments for various diseases.
4. **Personalized Medicine:** Biomedical science empowers the progression of customized medication, fitting clinical therapies to individual patients in light of their exceptional qualities, hereditary qualities, and natural variables. Through atomic profiling, hereditary testing, and biomarker investigation, biomedical researchers assist with distinguishing patient-explicit therapy draws near, prompting further developed therapy results and diminished antagonistic impacts.
5. **Advancements in Medical Technologies:** Biomedical science drives advancements in clinical advances, including imaging methods, prosthetics, clinical gadgets, and careful devices. These progressions work on the exactness and security of operations, improve patient solace, and work with negligibly intrusive intercessions.
6. **Prevention and Public Health:** By studying disease patterns, determining risk factors, and developing preventative measures, biomedical science contributes to public health initiatives. Biomedical scientists assist in reducing the impact of diseases on populations and preventing their spread through epidemiological studies, vaccination programs, and the development of health policies.
7. **Translational Research:** Biomedical science bridges the gap between clinical practice and laboratory research. It works with the interpretation of logical disclosures into reasonable applications for patient consideration. This translational research guarantees that scientific information is effectively utilized to enhance healthcare outcomes and human health.

## V. HISTORICAL OVERVIEW OF BIOMEDICAL RESEARCH

### 1. In 19th Centuries:

- **Microbiology:** In the late seventeenth hundred years, Antonie van Leeuwenhoek created magnifying lens and mentioned significant objective facts of microorganisms. In the nineteenth hundred years, Louis Pasteur and Robert Koch made weighty revelations in the area of microbial science, laying out the microorganism hypothesis of sickness.

- **Theory of the Cell:** Cell theory advanced during the 19th century, with the ideas of Matthias Schleiden and Theodor Schwann that cells are the fundamental unit of life.
- **Inoculation:** Edward Jenner's improvement of the smallpox immunization in 1796 denoted a critical leap forward in vaccination, prompting the destruction of smallpox and motivating headways in immunization advancement.

## 2. In 20th Century:

- **Anti-Infection Agents:** The disclosure of anti-microbials, beginning with Alexander Fleming's revelation of penicillin in 1928, changed the treatment of bacterial contaminations.
- **DNA and Hereditary Qualities:** James Watson, Francis Kink, and Rosalind Franklin's work during the 1950s prompted the disclosure of the design of DNA, making way for headways in hereditary qualities and genomics.
- **Biomedical Imaging:** The advancement of imaging developments like X-radiates, enlisted tomography (CT), alluring resonation imaging (X-beam), and positron release tomography (PET) .changed clinical determination and representation of inner designs.
- **Atomic Science and Genomics:** Headways in atomic science strategies, for example, polymerase chain response (PCR) and DNA sequencing, sped up the investigation of qualities, quality articulation, and genomic varieties.
- **Customized Medication:** With headways in hereditary qualities and innovation, customized medication arose, fitting clinical medicines to individual patients in view of their hereditary cosmetics and different elements.

The 21st Century keeps on seeing noteworthy headways in biomedical examination, including the planning of the human genome, quality altering advances like CRISPR, and forward leaps in regenerative medication, accuracy oncology, and neurosciences.

The authentic excursion of biomedical exploration mirrors the determined quest for information, the development of logical techniques, and the aggregate endeavors of analysts, clinicians, and researchers who have devoted their lives to working on human wellbeing and figuring out the intricacies of the human body.

## VI. BIOLOGY BASICS

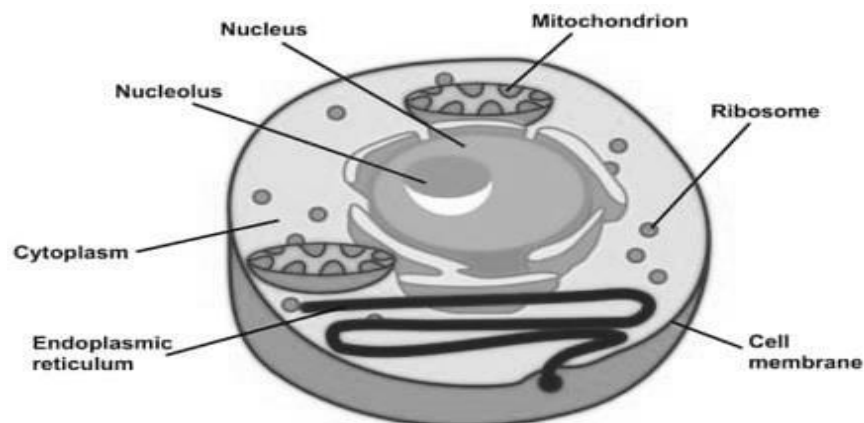
Biology is a fundamental branch of science that studies living organisms, their structure, function, growth, evolution, and interactions with their environment. In the context of biomedical science, a solid understanding of biology basics is essential. Here are some key concepts in biology:

### 1. Cell Construction and Capability

#### What is Cell?

The cell is the littlest unit of living tissue. Cell of various tissues carries out various roles. A cell is comprised of the accompanying designs.

- **Cell wall:** It is the living cell's outermost boundary. It is the three-layered structure comprised of lipids and protein. The cell wall permits the dispersion of substance into and out of the cell
- **Nucleus:** it is the biggest construction present practically in the focal point of the cell. It is pretty much round in shape. It is limited by atomic film. The following are found in the nucleus:
  - **Nucleolus:** it is a high looped filamentous construction present in film. It is encircled by a film yet it contains various granules.
  - **Chromosomes:** these are sinewy strings present in the core. They are made out of DNA (deoxy ribonucleic corrosive) and protein. The chromatins strings convey hereditary data.
- **Cytoplasm:** it is the region laying between the cell membrane and nucleus the cytoplasm contains cell organelles. Cell organelles contains: -
  - **Endoplasmic Reticulum:** it is the broadest cell organelles present in cytoplasm it comprises of 2 layer which are isolated by the space
  - **Golgi Device:** Vesicles are housed in this structure, which is shaped like a cup. it is arranged between the core and the summit of the cell
  - **Mitochondria:** they happen in the cytoplasm at variable number for example not many hundreds to few thousand.
  - **Lysosomes:** they are little spherical or oval bodies. Encircled by single film



**Figure 1:** Structure of Cell

**2. Activities /Functions of the Cell:** The following are the important functions performed by a cell.

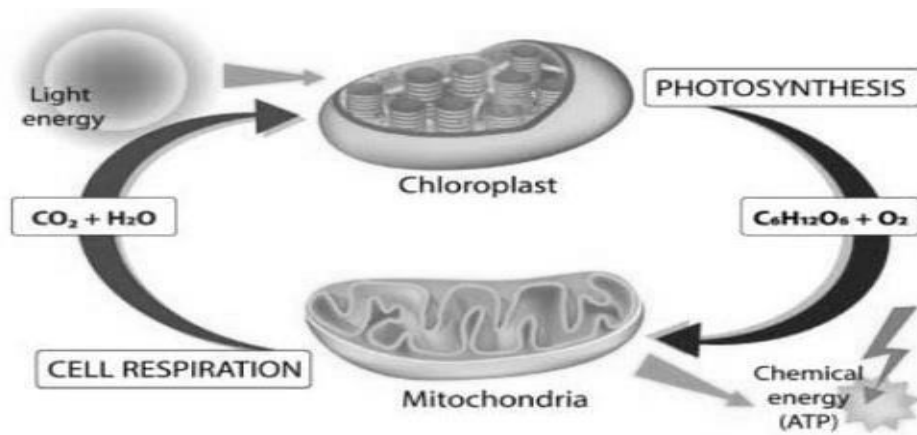
- **Ingestion and Osmosis:** the cell ingests compound substance like amino-acids from intracellular liquid. These substance are use to develop a confounded substance like protein
- **Growth and Fix:** The ingested and acclimatized material are utilized to integrate new cellular material. This prompts work on the size and development of the cell.



- **Metabolism:** this involves two process
  - Anabolism in which the ingested and assimilated food material is used for growth and repair.
  - Catabolism in which food material is broken down to release energy from various function of the cell.
- **Respiration:** it includes transport of oxygen from lungs through blood to tissue and expulsion of byproducts like carbon dioxide this is fundamental for endurance and elements of cell.
- **Excretion:** The cell dispenses with side-effect coming about because of catabolism into the interstitial liquid. These items are helped by blood for disposal through lungs and kidneys.
- **Reproduction:** subsequent to developing to an ideal size, the cell partitions into little girl cell.

### 3. Cellular Processes

- **Metabolic:** Synthetic responses that happen inside cells to acquire and use energy.
- **Circulatory System:** process by which cells convert glucose and oxygen into ATP, which in turn produces energy and produces water and carbon dioxide as byproducts.
- **Photosynthesis:** Process in plants and a few microorganisms that change over daylight, carbon dioxide, and water into glucose and oxygen.



**Figure 2:** A Cellular Process

### 4. Cell Division

- **Mitosis:** Cell division is involved in growth, tissue repair, and asexual reproduction, resulting in two identical daughter cells.
- **Meiosis:** In organisms that reproduce sexually, cell division results in gametes (sperm and eggs) with half the number of chromosomes.

### 5. Genetics and Inheritance

- **Genes:** Hereditary information and traits are carried by segments of DNA.
- **DNA:** Deoxyribonucleic corrosive, the hereditary material that contains the guidelines for building and keeping a creature.
- **RNA:** Ribonucleic corrosive, engaged with protein amalgamation.

- **Mendelian Predisposition:** Legacy designs depicted by Gregor Mendel, including prevailing, passive, and codominant qualities.

## 6. Evolution

- **Normal Choice:** Charles Darwin proposed a mechanism in which species adaptation occurs when individuals with advantageous traits are more likely to survive and reproduce.
- **Subspecies:** creation of new species through processes of evolution.

## 7. Homeostasis

- Support of stable inner circumstances inside living beings in spite of outer changes.
- Administrative instruments, for example, input circles, chemicals, and sensory system coordination.

## 2. Biological Macromolecules

- **Carbohydrates:** Energy sources and structural components (e.g., sugars, starches, cellulose).
- **Lipids:** Fats and oils, important for energy storage, insulation, and cell membrane structure.
- **Proteins:** Essential for cell structure, function, and regulation (e.g., enzymes, antibodies).
- **Nucleic Acids:** DNA and RNA, carrying genetic information.

Understanding these science nuts and bolts gives an establishment to additional investigation into specific areas of biomedical science, like sub-atomic science, hereditary qualities, and cell physiology. It assists scientists with fathoming the components basic wellbeing and sickness, as well as the effect of hereditary minor departure from human wellbeing.

## VII. GENETICS IN BIOMEDICAL SCIENCE

Genetic qualities is an investigation of heredity roughly viewed as a science make sense of the likenesses and distinction among the general life form

1. **Brief History and Development of Genetic:** Hereditary qualities is somewhat youthful not so much as 150 years a blood inquisitive legacy was question in 1850 in view of the fat that the human contain on blood bloods was not being moved to the choice then a major individual was that was heredity substance.
2. **Basic Principles of Heredity in Humans:** To comprehend of how hereditary qualities of are given one from age to the following depends on the principles created by Mendel.

As we probably are aware now, the human genome is coordinated into diploid (2n) set of 46 chromosomes. they exist in 22 sets of autosomes and one sets of sex chromosome (XX/YY) throughout Miosis the chromosomes number become haploid (n). consequently, haploid male and female gametes- sperm and oocyte individually, are framed. On treatment of the oocyte by the sperm, the diploid status is reestablished. This become conceivable as the zygote recives one individual from every chromosome pair

from the dad and the other from the mother. as respects the sex chromosomes the guys have X and Y while the female have X and X the sex of the child to determined by the father.

## VIII. HUMAN ANATOMY AND PHYSIOLOGY

### Overview of Organ System and Their Function

1. **Organs of the Body:** An organ is a gathering of tissue organized with a particular goal in mind to do a particular capability for example stomach, heart, kidneys. The human body is a profoundly evolved multicellular life form containing different organ which carry out various role. The organs are again gathered to frame capability.
2. **Systems of the Body:** A framework/system is a gathering of organs which together do one of the fundamental capability of the body. Some important systems are listed below.
  - **System of Skeleton:** it is shaped by bones. it gives the popularity work to the body. Additionally, it safeguards the delicate tissue and permit developments at joints.
  - **System of Muscles:** There are a lot of muscles in it. It impacts developments of the body overall.
  - **Circulatory Framework:** it incorporates heart, vein and blood. The framework conveys oxygen and supplements and different tissue of the body.
  - **Respiratory Framework:** it comprise of air entry and the lungs. It makes it possible for the body and the environment to exchange gases.
  - **Stomach Related Framework:** it comprise of nutritious waterway. it is worried about assimilation and ingestion of food and disposal of waste material.
  - **Endocrine Framework:** it consists of glands without ducts. It is worried about the creation of harmones which manages an assortment and elements of the body.
  - **Urinary Framework:** it is framed by kidney, ureter, urinary bladder and urethra. It focuses on the body's elimination of waste products.
  - **Central Nervous System Or Sensory System:** It consists of nerves, the brain, and the spinal cord. This framework establishes familiarity with the climate to such an extent that the body can answer by adjusting.
  - **Regenerative Framework:** it comprise of genital organs which are different in guys and females. This framework is answerable for the endurance of the species by propagation.
3. **Organs of Special Sences**
  - Organ for taste: tongue
  - Organ for sight: eyes
  - Organ for hearing: ears
  - Organ for sensation: skin
  - Organ for smell: nose

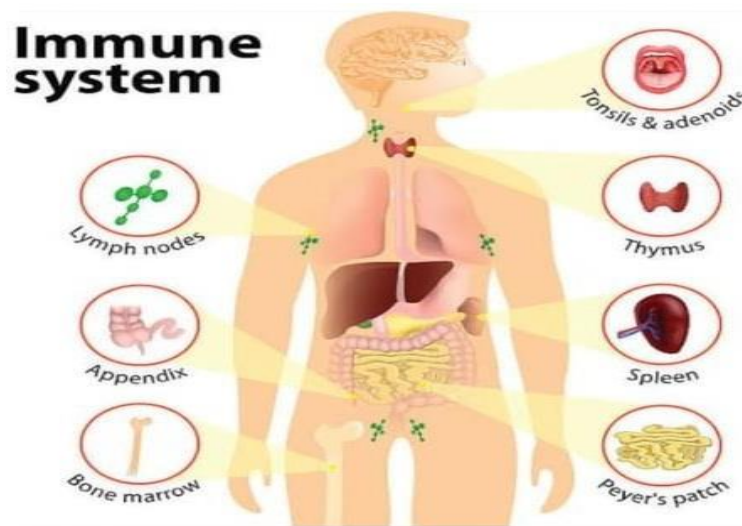
## IX. IMMUNOLOGY AND INFECTIOUS DISEASES

Immunology manages the Investigation of invulnerability and safe arrangement of vertebrates insusceptibility (insusceptible In a real sense implies unfilled/liberated from

trouble) involved the opposition shown and security presented by the life form against the irresistible sickness. the invulnerable framework comprises of a complicated organization of cell and particle and their collaboration it is explicitly plans to dispose of contaminated life form from the body. This is conceivable Since living being is fit for recognizing the come from non cell and kill non-self. immunity is boardly divided into two types: Initiate (non specific) immunity and adaptive or acquire (specific) immunity

**1. The Immunity System:** The immune system (resistant framework) address the third and most powerful protection component of the body. In the acquired immunity display for distant characters, specific or adaptive immunity is capable of specifically recognizing and eliminating the invading microorganism and foreign molecules (antigen) in contact to initiate immunity.

- Antigen explicitness
- Recognitive variety
- Immunological memory
- Segregation among self and non self



**Figure 3:** Human Immunity System

The body interaction tremendous capacity to explicitly distinguish different antigens (antigens is an unfamiliar substance, typically a protein or a carb that gets resistant reaction). Immunological memory is formed when the antigen is exposed to the body. Thus, a second experience of the body to a similar antigen brings about an elevated condition of insusceptible reaction. The insusceptible framework recorgnizes answer unfamiliar substance as it is skilled distinctive self because of inability to separate self and non-self autonomous infection are caused because of segregate self and nonsself antigens

**2. Immunity in Health and Disease:** the excellent capability of invulnerable framework is to safeguard the host against the invalid microbes. the body makes an honest effort to conquer different system of disease specialists (microscopic organisms, infections), and gives invulnerability.

Some of the important immunological aspect in human health and disease are

briefly describe.

3. **Autoimmune Disease:** In general, the resistant framework is self-resilience that isn't receptive to self or protein of self-some of the time because of multiple factors the insusceptible framework neglect to separate among self and non- self. As a results, the cells or tissues of the body are joined. The peculiarities is alluded to as auto-invulnerability and the infection are viewed as auto resistant sickness. the antibodies created to self atom are viewed as autoantibodies a few instances of auto immunizer sickness are tune in.  
Insulin dependent diabetes (pancreatic beta cell autoreactive T cell and antibodies)  
autoimmune hemolytic anaemia (erythrocyte autoantibodies)
4. **Mechanism of Autoimmunity:** it is broadly acknowledged that autoimmunity by and large happen at a results of body's reaction against bacterial, viral or any unfamiliar antigen. A portion of the epitopes of unfamiliar antigen are comparative (Homologous) to epitopes present on certain hot protein. This outcome in cross response of antigens and counter acting agent which might prompt immune system sickness.

## X. BIOMEDICAL IMAGING AND DIAGNOSTIC TECHNIQUES

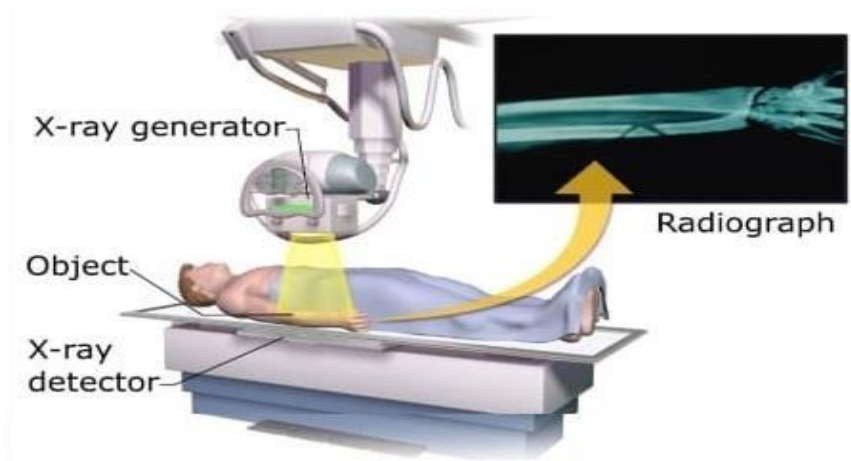
In this we center around the field of biomedical imaging and demonstrative strategies, which assume a significant part in the identification, conclusion, and checking of illnesses. It investigates different imaging modalities and demonstrative strategies utilized in clinical work on, featuring their standards, applications, and progressions.

### 1. Principles of Biomedical Imaging

- **Imaging Methods:** Prologue to various imaging modalities, like X-beam, figured tomography (CT), attractive reverberation imaging (X-ray), ultrasound, atomic medication (counting positron emanation tomography or PET, and sub-atomic imaging.
- **Contrast Specialists:** During imaging procedures, the use of contrast agents to raise the contrast of the image and bring attention to particular tissues or structures.

### 2. X-Ray Imaging

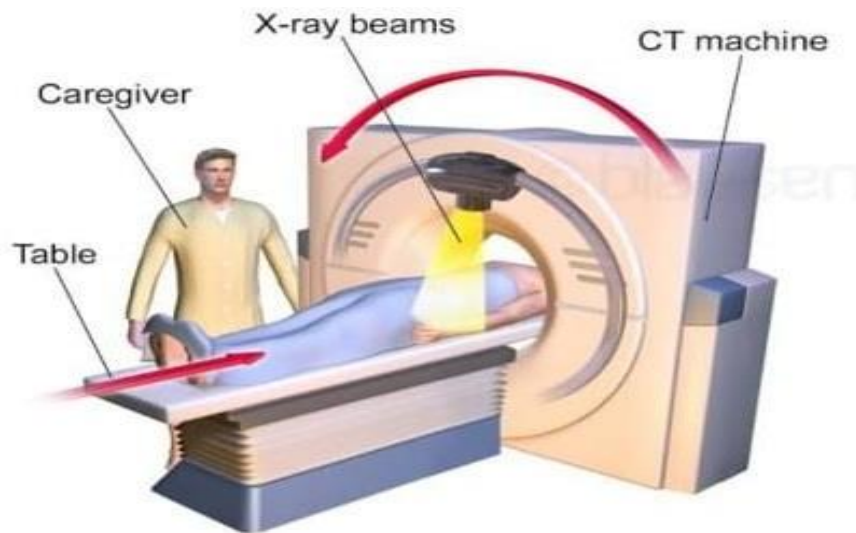
- **X-beam Age and Location:** X-ray production principles, X-ray machines, and detectors.
- **Radiography:** Utilization of X-beams to deliver 2D pictures of the body, including chest X-beams and skeletal imaging.
- **Fluoroscopy:** Continuous X-ray beam real-time imaging, frequently utilized in procedures like angiography and gastrointestinal studies.



**Figure 4:** Process of X-Ray

### 3. Computed Tomography (CT)

- **CT Scanning Process:** Principles of CT scanning, including X-ray tube rotation, detector arrays, and image reconstruction algorithms.
- **Contrast-Enhanced CT:** Application of contrast agents in CT imaging for improved visualization of blood vessels, organs, and tumors.
- **Multi-Detector CT (MDCT) and Dual-Energy CT:** Advancements in CT technology, such as multi-detector arrays and dual-energy imaging, enabling faster scans and enhanced tissue characterization.

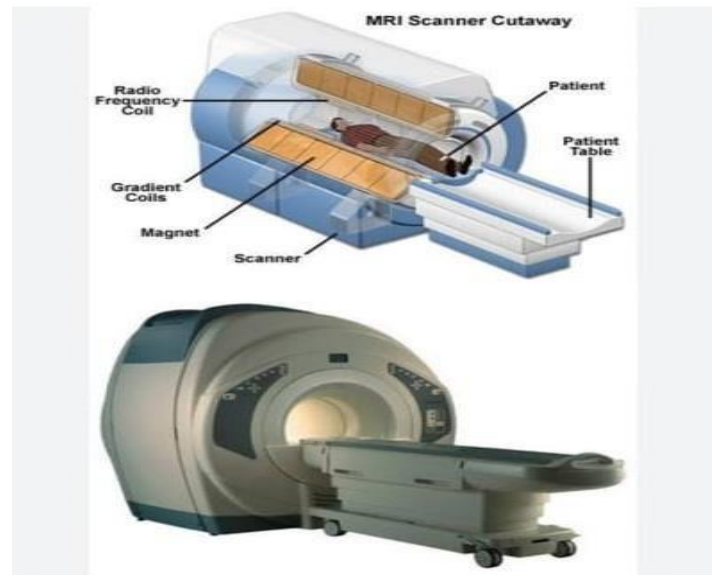


**Figure 5:** Structure CT-Scan Machine

### 4. Magnetic Resonance Imaging (MRI)

- **Magnetic Resonance Principles:** Basics of nuclear magnetic resonance, magnetic field interactions, and signal detection in MRI.
- **MRI Sequences:** An overview of various MRI sequences, including diffusion-weighted, T1-weighted, and T2-weighted imaging, respectively.
- **Functional MRI (fMRI):** Utilization of MRI to measure brain activity by detecting

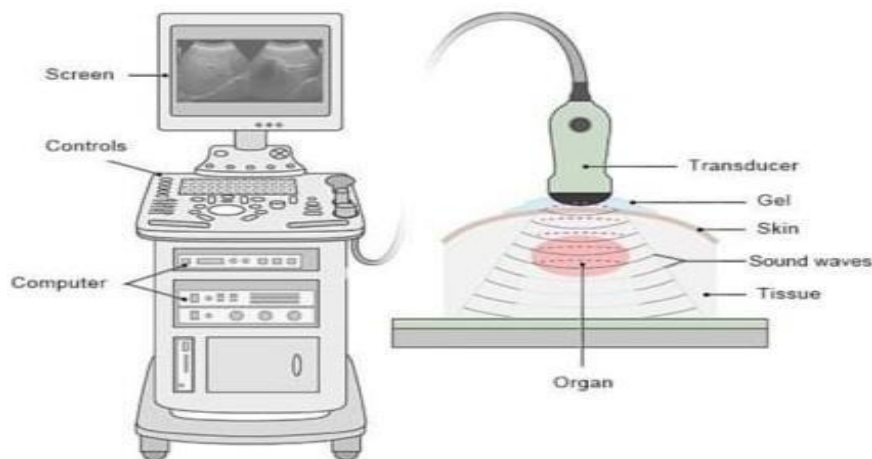
changes in blood oxygenation levels.



**Figure 6:** Structure of MRI Machine

## 5. Ultrasound Imaging

- **Ultrasound Principles:** Use of high-frequency sound waves to create images of internal body structures.
- **Doppler Ultrasound:** Utilization of Doppler impact to evaluate blood stream and vascular anomalies.
- **Ultrasonography:** Imaging procedures utilizing ultrasound waves, including stomach, obstetric, and heart ultrasound.



**Figure 7:** Structure of an Ultrasound Machine

## 6. Nuclear Medicine and Molecular Imaging

- **Radionuclide Imaging:** Prologue to atomic medication imaging methods, for example, gamma cameras and single-photon emanation registered tomography (SPECT).

- **Positron Emission Tomography (PET):** Principles of PET imaging, including the use of radioactive tracers to visualize metabolic processes and molecular targets.
- **Hybrid Imaging:** Blend of various imaging modalities, like PET/CT and PET/X-ray, for worked on physical and useful data.

## 7. Diagnostic Techniques and Biomarkers

- **Laboratory Diagnostics:** Overview of laboratory tests, including blood tests, urine analysis, and genetic testing.
- **Molecular Diagnostics:** Use of atomic methods, for example, polymerase chain response (PCR) and cutting edge sequencing (NGS), for illness determination and hereditary profiling.
- **Biomarkers in Diagnosis:** Importance of biomarkers, such as genetic markers, protein markers, and imaging markers, in disease diagnosis, prognosis, and treatment response assessment.

## 8. Emerging Technologies and Future Directions:

- **Artificial Intelligence (AI) in Imaging:** Integration of AI algorithms for image analysis, pattern recognition, and decision support in diagnosis and treatment planning.
- **Advances in Imaging Resolution and Sensitivity:** Developments in imaging technologies to achieve higher resolution, faster acquisition times, and improved sensitivity.
- **Molecular Imaging Probes:** Design and development of targeted imaging agents for specific molecular targets in disease diagnosis and monitoring.

## XI. BIOMARKERS AND DISEASE

In biomedical science, biomarkers are very important because they tell us a lot about the presence, progression, and characteristics of diseases. They are measurable indicators that can be used to evaluate disease prognosis, diagnose diseases, monitor treatment response, and assess normal biological processes. Here are key ideas connected with biomarkers and their significance in illness research:

### 1. Definition of Biomarkers:

- **Biomarker:** A characteristic or measurable substance that indicates typical natural cycles, pathogenic cycles, or reaction to helpful intercessions.

### 2. Types of Biomarkers:

- **Genetic Biomarkers:** Biomarkers based on genetic variations, mutations, or gene expression patterns.
- **Proteomic Biomarkers:** Biomarkers that involve the identification and analysis of proteins.
- **Metabolic Biomarkers:** Biomarkers related to metabolic processes and small molecules.
- **Imaging Biomarkers:** Biomarkers derived from medical imaging techniques, such as radiographic, MRI, or PET scans.
- **Diagnostic Biomarkers:** Biomarkers used to identify the presence or absence of a disease.



- **Prognostic Biomarkers:** Biomarkers that provide information about disease outcomes and prognosis.
- **Predictive Biomarkers:** Biomarkers that help predict an individual's response to a specific treatment.
- **Surrogate Biomarkers:** Biomarkers that are used as substitute endpoints for clinical outcomes in clinical trials.

### 3. Application of Biomarkers in Disease Research:

- **Early Detection and Diagnosis:** By identifying specific alterations in the cellular or molecular structure that are linked to a disease, biomarkers can help with the early recognition and conclusion of sicknesses. They can be used alone or in conjunction with other clinical assessments as diagnostic tools.
- **Illness Observing and Movement:** Biomarkers can be utilized to screen sickness movement, survey therapy reaction, and assess the adequacy of remedial intercessions. They help direct treatment decisions and offer insights into the dynamics of diseases.
- **Risk Identification and Control:** Early intervention, risk assessment, and preventative measures are made possible by biomarkers, which can identify individuals who are more likely to develop certain diseases.
- **Customized Medication:** Biomarkers can direct the determination of fitting medicines and measurements changes, considering customized medication custom-made to individual patients.
- **Clinical Preliminaries and Medication Advancement:** Biomarkers are fundamental in clinical preliminaries, assisting with evaluating the wellbeing and viability of possible medications, screen patient reactions, and distinguish reasonable members for preliminaries.

### 4. Examples of Biomarkers:

- Prostate-Specific Antigen (PSA) for prostate cancer.
- BRCA1 and BRCA2 gene mutations as biomarkers for breast and ovarian cancer risk.
- C-reactive protein (CRP) as an inflammatory biomarker.
- Hemoglobin A1c (HbA1c) as a biomarker for long-term glucose control in diabetes.
- Human epidermal development factor receptor 2 (HER2) as a biomarker for bosom malignant growth treatment reaction.

Biomarkers are amazing assets in biomedical science, empowering analysts and medical services experts to grasp illnesses, foster designated treatments, screen patient wellbeing, and further develop therapy results. They add to the headway of customized medication, early infection discovery, and the advancement of inventive analytic and helpful methodologies.

## XII. ETHICAL CONSIDERATIONS IN BIOMEDICAL SCIENCE

Ethical considerations are of paramount importance in biomedical science, ensuring the responsible conduct of research, protection of human subjects, and ethical decision-making. Here are key ethical considerations in biomedical science:

1. **Informed Consent:** Obtaining voluntary, informed, and written consent from individuals participating in research or medical procedures. This includes providing clear information about the purpose, risks, benefits, and alternatives, allowing individuals to make autonomous decisions.
2. **Protection of Human Subjects**
  - **Human Subjects Research:** Ensuring the protection and welfare of individuals participating in research studies, including privacy, confidentiality, and minimizing physical and psychological harm.
  - **Institutional Review Boards (IRBs):** Reviewing and approving research protocols to ensure ethical standards are met and risks are minimized.
3. **Responsible Conduct of Research**
  - **Accountability and Honesty:** completing research in an honest, open, and trustworthy manner, which includes accurately reporting data and adhering to ethical guidelines.
  - **Preventing Data Fraud and Plagiarism:** Guaranteeing that exploration discoveries are unique, appropriately credited, and precisely addressed.
4. **Animal Research**
  - **Moral Treatment of Creatures:** Directing examination including creatures as per moral rules, limiting creature enduring, utilizing suitable sedation and absence of pain, and following supported conventions.
5. **Equity and Justice**
  - **A Just Distribution of Resources:** Guaranteeing evenhanded admittance to medical services, research open doors, and advantages of biomedical headways.
  - **Keeping away from Separation:** In research design, participant selection, and treatment, avoiding discrimination based on race, gender, ethnicity, or socioeconomic status.
6. **Privacy and Confidentiality**
  - **Security of Personal Information:** Shielding individual data, guaranteeing information security and classification, and conforming to pertinent protection regulations and guidelines.
7. **End-of-Life Care and Euthanasia**
  - **Respect for the Rights of Patients:** Regarding the independence and wishes of patients with respect to end-of-life choices and killing, where lawfully allowed, while complying to legitimate and moral rules.
8. **Emerging Technologies**
  - **Responsible Use of Emerging technology:**ensuring the responsible development, use, and application of emerging technologies like gene editing and artificial intelligence by taking into account their potential risks and benefits.
9. **Conflict of Interest**
  - **Disclosure and Management of Conflicts:** Disclosing financial, professional, or

personal conflicts of interest that may impact research integrity or bias results. Properly managing conflicts to ensure objectivity and protect the interests of research participants and patients.

## 10. Ethical Review and Oversight

- **Ethical Review Committees:** Establishing and maintaining ethics committees or boards to review research protocols, ensure compliance with ethical standards, and provide guidance on ethical issues.

Adherence to ethical principles is crucial for maintaining public trust, safeguarding participant rights, and ensuring the integrity of biomedical science. Researchers, healthcare professionals, and institutions have a responsibility to navigate and address ethical challenges in their work, ultimately promoting the well-being of individuals and advancing medical knowledge for the benefit of society.

## XIII. BIOMEDICAL RESEARCH AND FUTURE DIRECTIONS

The field of biomedical research and provides an overview of current trends, emerging technologies, and future directions. It highlights the significance of biomedical exploration in propelling clinical information, improving patient care, and addressing global health challenges. The importance of biomedical research in advancing medical knowledge and improving healthcare. By embracing emerging technologies, translational research, and interdisciplinary collaborations, the field of biomedical research holds promise for transformative breakthroughs in disease prevention, diagnosis, and treatment. Ethical considerations and responsible conduct remain essential to ensure the ethical integrity and societal impact of biomedical research. The future of biomedical research is characterized by innovation, personalized medicine, and the potential to revolutionize healthcare on a global scale.

### 1. Importance of Biomedical Research

- **Advancement of Medical Knowledge:** Biomedical research drives the discovery of new scientific insights, mechanisms of diseases, and treatment approaches.
- **Development of Innovative Therapies:** Research efforts contribute to the development of novel drugs, targeted therapies, gene therapies, and immunotherapies for various diseases.
- **Personalized Medicine:** Biomedical research facilitates the move towards personalized medicine, tailoring treatments based on individual patient characteristics, genetics, and environmental factors.
- **Improving Diagnostics:** Research assumes a vital part in the improvement of cutting edge demonstrative devices, biomarkers, and imaging techniques for early disease detection and precise diagnosis.

### 2. Translational Research

- **Bridging the Gap:** Translational research focuses on translating scientific discoveries into clinical applications, bridging the gap between basic research and patient care.
- **Bench to Bedside:** Cooperation between analysts, clinicians, and industry accomplices to guarantee the proficient interpretation of promising disclosures from the research center to clinical practice.

### 3. Emerging Technologies in Biomedical Research

- **Genomics and Precision Medicine:** Advances in genomics, including next-generation sequencing and bioinformatics, enable personalized medicine by identifying genetic factors, disease risks, and potential therapeutic targets.
- **Big Data and Data Analytics:** Utilization of large datasets, electronic health records, and computational tools for data analysis, leading to improved disease understanding, treatment outcomes, and population health management.
- **Artificial Intelligence (AI) and Machine Learning:** Integration of AI algorithms in medical imaging, diagnosis, drug discovery, and patient management, providing decision support and improving efficiency.
- **CRISPR-Cas9 and Quality Altering:** Progressive quality altering innovation enabling precise modification of DNA, holding potential for treating genetic disorders and developing new therapies.

### 4. Emerging Areas in Biomedical Research

- **Regenerative Medicine:** Exploration of stem cells, tissue engineering, and biomaterials for the repair, replacement, and regeneration of damaged tissues and organs.
- **Microbiome Research:** Investigation of the human microbiome and its role in health and disease, with implications for personalized medicine and novel therapeutic approaches.
- **Neurosciences and Brain Research:** Advancements in understanding brain function, neural circuits, and neurodegenerative diseases, meaning to foster medicines for conditions like Alzheimer's illness and Parkinson's sickness.
- **Immunotherapy and Cancer Research:** Development of immunotherapies, counting insusceptible designated spot inhibitors, Vehicle Lymphocyte treatment, and disease antibodies, to improve the body's invulnerable reaction against malignant growth cells.

### 5. Ethical Considerations and Responsible Conduct:

- **Ethical Research Practices:** Adherence to ethical guidelines, informed consent, protection of human subjects, and responsible conduct of research to ensure the welfare and rights of participants.
- **Responsible Use of Emerging Technologies:** Ethical considerations in the application of emerging technologies, such as gene editing, AI, and big data, addressing privacy, equity, and societal implications.

## XIV. CONCLUSION

"Biomedical Science: Exploring the Frontiers of Health and Medicine" provides a comprehensive overview of the multifaceted field of biomedical science. It fills in as a significant asset for understudies, specialists, and medical services experts keen on understanding the central standards, cutting-edge advancements, and future directions in this rapidly evolving field. By exploring the interplay between scientific knowledge and practical applications, this book aims to inspire readers to contribute to the exciting world of biomedical science and improve human health and well-being.

Overall, biomedical science is a fundamental pillar of modern medicine. It drives the understanding of disease mechanisms, the development of new treatments and diagnostics, and the advancement of medical technologies. By pushing the boundaries of scientific knowledge, biomedical science has the potential to transform healthcare and improve the lives of individuals worldwide.