

MACHINE LEARNING FOR HEALTHCARE WEARABLE DEVICES

Abstract

This paper introduces “Early Cancer Fatigue Syndrome Detection via Wearable Biosensors,” a ground-breaking feature designed for healthcare wearables, utilising machine learning to monitor and manage cancer-related fatigue (CRF)—a common, debilitating side effect experienced by cancer patients during and after treatment. Current wearables focus on general health metrics, but this system integrates real-time monitoring of specific biomarkers related to CRF, such as heart rate variability, inflammatory markers (via skin sensors), and sleep disturbances. The machine learning model detects subtle, early signs of cancer-related fatigue by analysing these physiological changes in correlation with treatment cycles, stress levels, and patient-reported symptoms. This proactive system provides personalised interventions, such as energy management techniques, nutrition guidance, and exercise recommendations, aimed at reducing the impact of CRF and improving overall quality of life. By focusing on early detection and management of fatigue, this wearable innovation significantly enhances patient care during cancer treatment, improving both recovery rates and patient well-being. In addition, the system adapts to individual patient needs, adjusting recommendations based on treatment progress and personal health data. This dynamic approach ensures that patients receive timely, personalized support, preventing fatigue from interfering with treatment efficacy. By enhancing both physical and emotional care, the wearable not only aids in managing fatigue but also fosters a holistic approach to cancer recovery. This innovation represents a significant leap in cancer care, offering a tangible solution to one of the most pervasive yet under-treated aspects of cancer therapy.

Keywords: Cancer-related fatigue, healthcare wearables, machine learning, biosensors, early detection, personalized interventions,

Authors

Kumutha Duraisamy D.

Professor

Department of Computer Science and Engineering, Jeppiaar Institute of Technology, Sriperumbudhur Kunnam, Chennai, Tamil Nadu, India.

Dharshini K.

UG Scholar

Department of Electronic and Communication Engineering Jeppiaar Institute of Technology Sriperumbudhur, Kunnam Chennai, Tamil Nadu, India.

Jaya P.

UG Scholar

Department of Electronic and Communication Engineering Jeppiaar Institute of Technology Sriperumbudhur, Kunnam Chennai, Tamil Nadu, India.

Nandhini V.

UG Scholar

Department of Electronic and Communication Engineering Jeppiaar Institute of Technology Sriperumbudhur, Kunnam Chennai, Tamil Nadu, India.

Poornika M.

UG Scholar

Department of Electronic and Communication Engineering Jeppiaar Institute of Technology Sriperumbudhur, Kunnam Chennai, Tamil Nadu, India.

physiological monitoring, cancer treatment, patient well-being, energy management, inflammatory markers, heart rate variability, quality of life.

Manjusha A.

UG Scholar

Department of Electronic and
Communication Engineering
Jeppiaar Institute of Technology
Sriperumbudhur, Kunnam
Chennai, Tamil Nadu, India.

Mirudhula K.

UG Scholar

Department of Artificial Intelligence
and Data Science, Karpaga Vinayaga
College of Engineering and
Technology, Chengalpattu, Chennai,
Tamil Nadu, India.

I. INTRODUCTION TO HEALTHCARE WEARABLES

Healthcare wearables are electronic devices embedded with sensors designed to collect real-time physiological and behavioural data, contributing to personalized health monitoring.

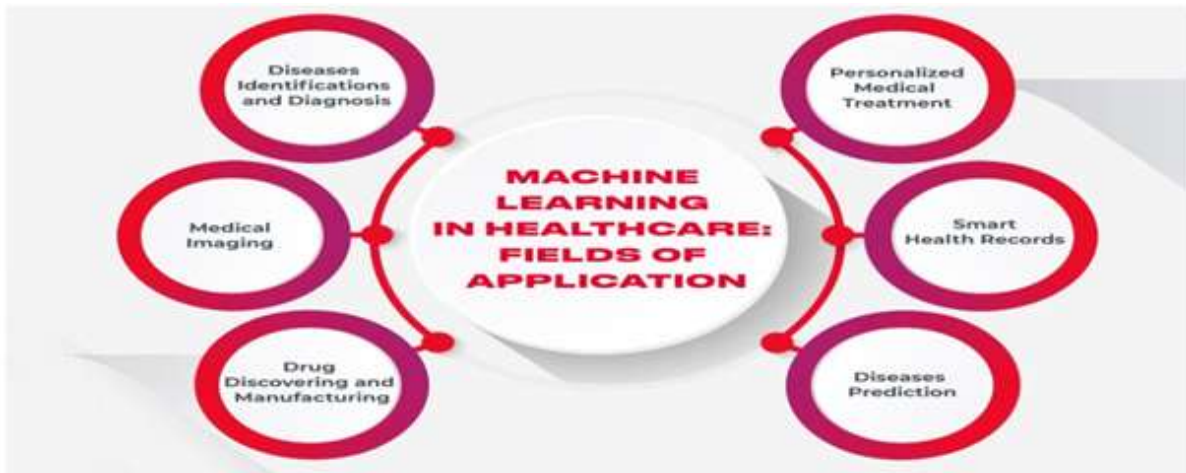


Figure 1: Machine Learning in Healthcare: Fields of Application

These devices, such as fitness trackers, ECG monitors, and glucose monitors, allow users to track their physical health metrics daily and enable clinicians to monitor patients remotely. As technology has evolved, wearables have grown from simple fitness gadgets into complex tools capable of capturing and analysing diverse health data, which aids in proactive health management and chronic disease management. The adoption of wearables has seen rapid growth due to increased health awareness and the accessibility of such devices, with the global wearable health market predicted to reach unprecedented heights in the coming decade, driven by technological advances, a growing elderly population, and a shift toward preventive healthcare post-COVID-19.

1. How Machine Learning Transforms Wearable Healthcare

Machine learning is revolutionizing healthcare wearables by enabling complex data processing, real-time analysis, and actionable insights. Wearables produce enormous amounts of data, and machine learning allows this data to be processed and interpreted into meaningful information. Unlike static data analysis, machine learning in wearables provides a dynamic layer of predictive analytics, identifying patterns, anomalies, and trends. For instance, in heart rate variability analysis, ML algorithms can detect irregular heart rhythms that could suggest underlying conditions like arrhythmias. Machine learning models also power edge computing, where some data processing occurs directly on the wearable device, reducing latency and improving data security, allowing these devices to respond in real-time and ensure users have immediate access to critical health insights.

2. Data Collection and Challenges in Wearables

Wearables collect data from various sources, including physiological signals (like heart rate), activity patterns (like steps or sleep), and even environmental factors (like ambient temperature). Despite its volume, wearable data often faces quality issues due to factors like noise from sensor movement, missing data points, and the need for accurate calibration. Privacy is another critical challenge, as wearables collect sensitive health information that must be handled with strict security protocols to comply with privacy laws like GDPR and HIPAA. To address these challenges, machine learning models rely on data pre-processing techniques such as filtering to remove noise, normalization to standardize measurements, and data imputation methods that estimate missing values, ensuring the data remains high-quality and trustworthy for analysis.

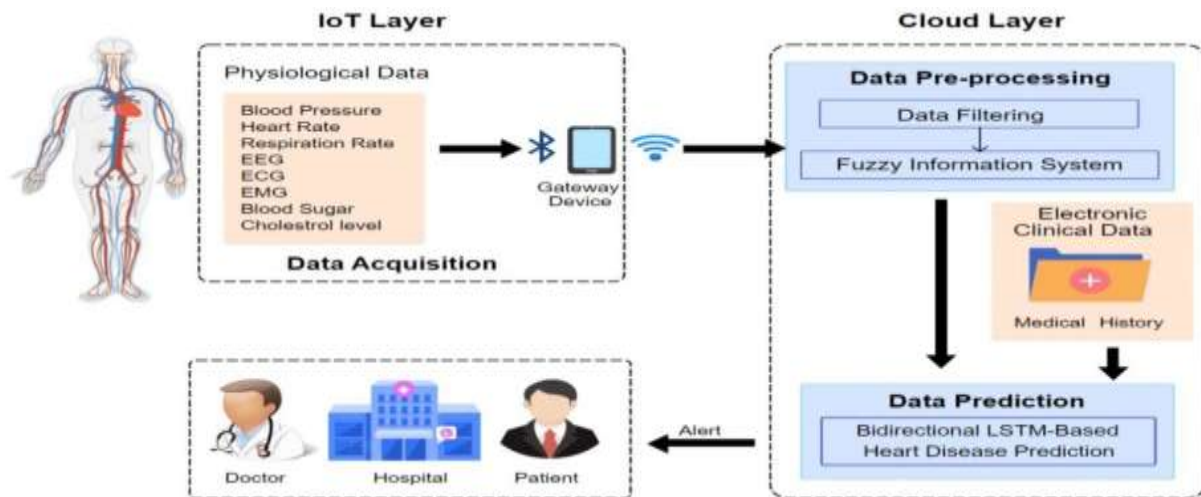


Figure 2: Processing layout

3. Key Machine Learning Techniques for Wearables

Machine learning techniques applied in healthcare wearables cover a range of approaches, each chosen based on the specific data and outcome desired. Supervised learning techniques like logistic regression or decision trees are widely used in wearables to create predictive models for health conditions, as they can detect abnormal patterns that could indicate health

issues. Unsupervised learning, such as clustering and Principal Component Analysis (PCA), helps identify anomalies or unusual patterns in health data without labelled outcomes, useful for applications like fall detection. Deep learning, through algorithms like CNNs for images and RNNs for time-series data, is particularly useful for complex health signals like ECGs, where subtle features need to be analysed. Reinforcement learning, though newer in wearables, shows promise for creating personalized feedback models, providing users with actionable health recommendations based on continuous learning from their data.

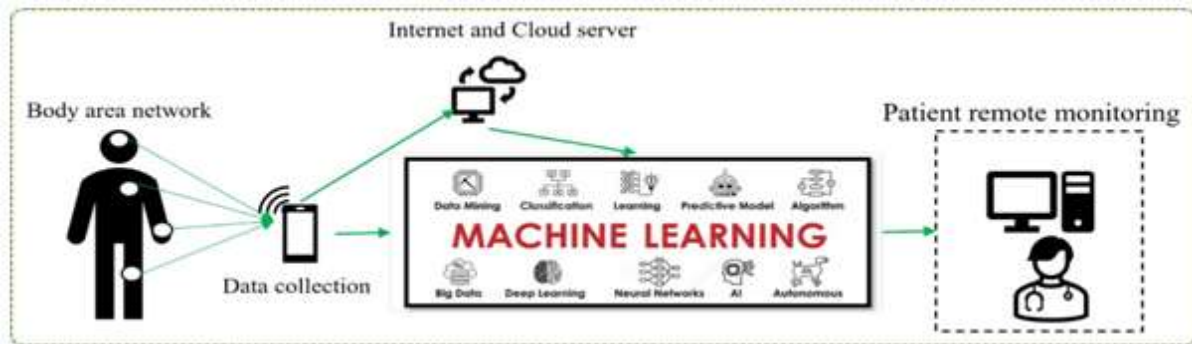


Figure 3: Machine Learning Collections

4. Classification Models in Wearables

Classification models such as Decision Trees, Support Vector Machines (SVM), and k-Nearest Neighbours (k-NN) are among the most widely used machine learning techniques in healthcare wearables. These models categorize incoming data into predefined classes, enabling the wearables to recognize specific health events or activity types.

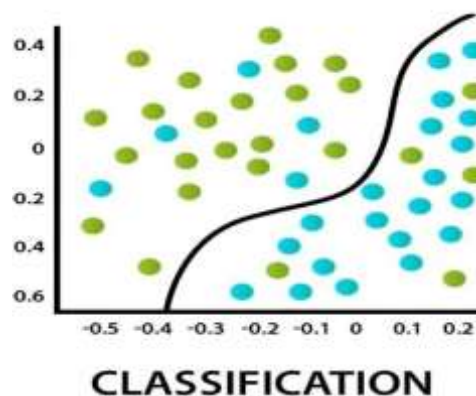


Figure 4: Classification Graph

For example, a fall detection system may utilize a decision tree to classify movements into “fall” or “no fall” categories based on accelerometer and gyroscope data. SVM models can be employed for classifying physical activity types (like walking or running) by learning from labelled data sets. By distinguishing various activities, classification models support wearables in delivering timely alerts and personalized insights, making them vital for patient safety and activity monitoring.

II. REGRESSION MODELS FOR CONTINUOUS HEALTH PREDICTIONS

Regression models, including Linear Regression and Lasso Regression, are instrumental in predicting continuous health metrics, such as heart rate or glucose levels. Wearables leverage these models to detect trends in user data and anticipate health metrics over time.

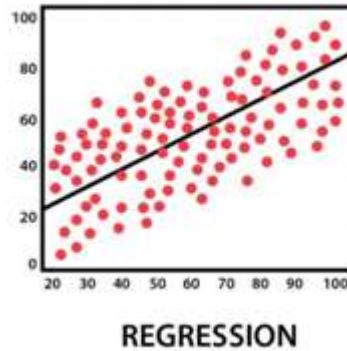


Figure 5: Regression Graph

For example, regression models can be used to predict stress levels based on the wearable's historical activity data, helping users understand their stress patterns and make informed lifestyle adjustments. By interpreting these continuous variables, regression models support wearables in providing actionable feedback to the user, contributing to health maintenance and proactive care.

III. CLUSTERING ALGORITHMS FOR PATTERN RECOGNITION

Clustering algorithms like K-Means Clustering are powerful tools for discovering patterns in wearable user data. By grouping similar data points, clustering enables wearables to identify patterns in user behaviour.

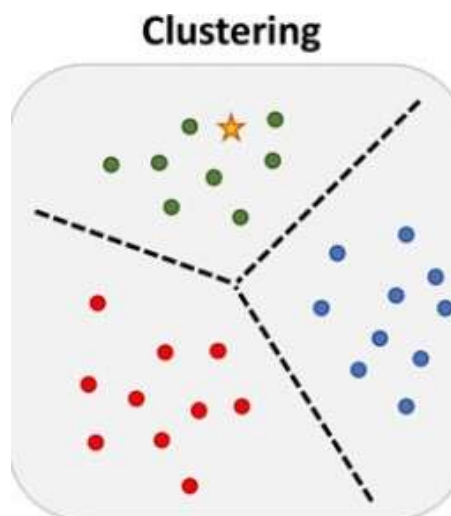


Figure 6: Clustering

For instance, a wearable device can use clustering to determine periods of high activity or rest, allowing it to tailor recommendations based on observed behaviour. This technique also aids in detecting common patterns in health metrics, such as activity level clusters throughout the day, enabling personalized suggestions that fit the user's lifestyle. As a result, clustering improves the wearable's adaptability, helping users achieve fitness or wellness goals with guidance that matches their unique daily routines.

IV. NEURAL NETWORKS FOR COMPLEX DATA ANALYSIS

Neural Networks, particularly Deep Learning models and Convolutional Neural Networks (CNNs), are effective for analysing the complex, high-dimensional data produced by healthcare wearables. These models process intricate patterns, making them suitable for tasks like anomaly detection in ECG or EEG data. CNNs, in particular, can extract relevant features from health data, identifying patterns such as sleep cycles or ECG patterns, which may indicate health risks. Due to their ability to detect complex patterns, neural networks enhance wearable devices' capacity to identify subtle yet significant health trends, supporting advanced monitoring for chronic health conditions or preventative health care.

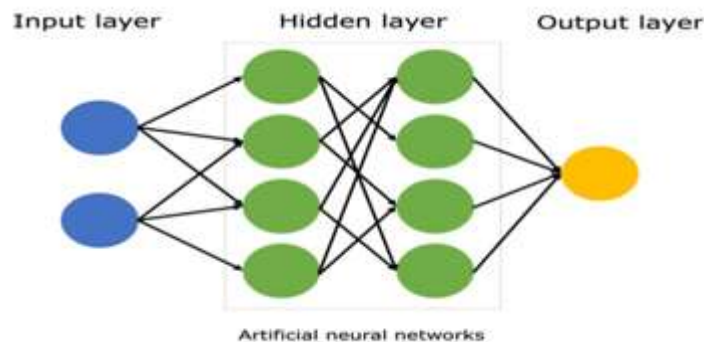


Figure 7: Artificial Neural Network

V. TIME SERIES MODELS FOR SEQUENTIAL DATA

Time Series Models, such as Long Short-Term Memory (LSTM) networks and ARIMA (Auto Regressive Integrated Moving Average), are essential for analysing sequential health data collected by wearables. These models can predict future health events based on past observations, making them useful for monitoring time-dependent data such as heart rate or blood pressure trends. For instance, LSTM networks are highly effective in analysing heart rate data over time, identifying any abnormalities that might require attention. By processing sequential information, time series models empower wearables to provide early warnings for potential health risks, contributing to proactive health management and disease prevention.

VI. ANOMALY DETECTION ALGORITHMS FOR HEALTH RISK ALERTS

Anomaly Detection algorithms, like Isolation Forest and One-Class SVM, are crucial in identifying irregular patterns in wearable data, particularly for detecting abnormal health conditions. These algorithms help in flagging deviations from typical health metrics, such as sudden spikes in heart rate, which could signal a potential issue. Wearables can employ

anomaly detection to alert users or healthcare providers when significant deviations occur, enabling timely interventions. By automatically identifying anomalies in real-time, these models enhance the wearables' role in health monitoring and emergency prevention, particularly for users with chronic health conditions.

VII. REINFORCEMENT LEARNING FOR PERSONALIZED HEALTH RECOMMENDATIONS

Reinforcement Learning (RL) is increasingly applied in wearables for creating adaptive, personalized health recommendations. Unlike supervised learning, RL does not rely on labelled data but learns by interacting with the environment, gradually improving through a reward-punishment mechanism. Wearables can leverage RL to adjust recommendations based on user responses over time, such as reminding users to take breaks or drink water based on their past responses to such alerts. By continuously learning from user behaviour, RL enables wearables to provide increasingly personalized and effective health guidance, enhancing user engagement and promoting healthier habits.

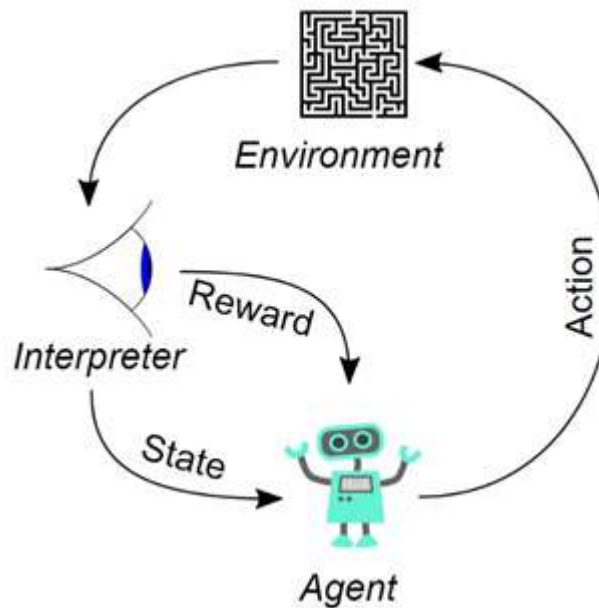


Figure 8: Reinforcement Learning

VIII. DIMENSIONALITY REDUCTION TECHNIQUES FOR EFFICIENT DATA PROCESSING

Dimensionality Reduction techniques, including Principal Component Analysis (PCA), simplify the complex data collected by wearables, focusing only on the most relevant features. Wearables benefit from these techniques by reducing the computational load, as dimensionality reduction removes redundant or irrelevant information. For example, PCA can be used to analyse multi-sensor data in an activity-tracking wearable, ensuring only essential features are used in activity classification. This approach optimizes the wearable's processing capabilities and energy usage, allowing for efficient operation while still providing valuable health insights.

IX. ENSEMBLE MODELS FOR IMPROVED PREDICTION ACCURACY

Ensemble models, such as Random Forest and Gradient Boosting, combine the predictions of multiple individual models to improve overall accuracy. These models can be especially beneficial in healthcare wearables, where data complexity and variation require robust predictive capabilities.

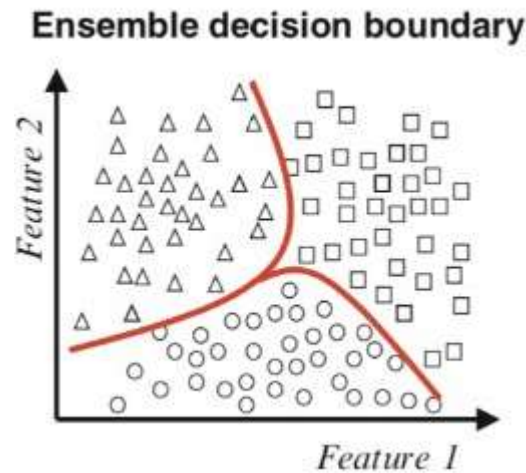


Figure 9: Ensemble decision boundary

For instance, Random Forest models can be used to analyse multiple health indicators, such as heart rate, activity levels, and sleep quality, to provide a comprehensive assessment of the user's well-being. Ensemble learning strengthens the accuracy and reliability of health predictions, making wearables more dependable in supporting health decisions.

X. TRANSFER LEARNING FOR RAPID MODEL ADAPTATION

Transfer Learning enables wearables to adapt models initially trained on one dataset to work on new data with minimal re-training. This is particularly useful for wearables that must accommodate diverse user profiles with limited labelled data. For instance, a wearable can use transfer learning to adapt a pre-trained activity classification model for a specific user, enhancing the model's accuracy and personalization. By allowing quick adaptation, transfer learning extends the wearable's functionality, making it responsive to individual user needs and better suited to long-term health monitoring.

XI. GRAPH NEURAL NETWORKS FOR SOCIAL AND ENVIRONMENTAL HEALTH FACTORS

Graph Neural Networks (GNNs) can model the complex relationships between various health factors, incorporating data from social and environmental contexts. For example, a wearable could use GNNs to analyse the relationship between a user's physical activity and environmental conditions like air quality or temperature. By incorporating these contextual factors, wearables become more sophisticated, offering health insights that account for external influences. This advanced capability in wearables bridges individual health data with broader health determinants, supporting a more holistic view of health.

XII. EVOLUTION OF WEARABLE TECHNOLOGY IN HEALTHCARE

The evolution of wearable technology in healthcare has progressed from simple fitness trackers to complex diagnostic tools, largely due to advances in sensor technology, data connectivity, and machine learning. In the early 2000s, wearables primarily tracked basic metrics like steps and calories, but with miniaturization of components and improved battery life, they now monitor complex health indicators such as ECG, blood oxygen, and even stress levels. Wearable technology has shifted from being a niche market to a mainstream solution in both consumer health and professional healthcare, with companies focusing on medical-grade accuracy and regulatory compliance. This evolution has established wearables as integral tools in preventive healthcare, chronic disease management, and personalized medicine, bridging the gap between patient and provider.

XIII. MACHINE LEARNING-DRIVEN PATIENT ADHERENCE AND ENGAGEMENT

Patient adherence and engagement are vital for effective healthcare, and machine learning has enabled wearables to become more engaging by providing personalized recommendations and reminders based on individual health patterns. ML algorithms analyse user behaviour to create customized notifications that encourage adherence to medication schedules, exercise routines, and healthy habits. For example, a wearable might recognize a decline in physical activity and prompt the user to move, or it could analyse sleep patterns and suggest routines for better rest. These data-driven interventions improve the likelihood of patient adherence, especially for individuals managing chronic conditions like diabetes or hypertension, where regular monitoring is essential.

XIV. EDGE COMPUTING AND REAL-TIME PROCESSING IN WEARABLES

Edge computing in wearables refers to processing data directly on the device rather than sending it to the cloud, reducing latency and enhancing data privacy. For machine learning in healthcare wearables, edge computing is revolutionary as it enables real-time data processing, which is crucial for applications like arrhythmia detection or fall alerts. This local processing minimizes the time it takes to analyse and respond to data, essential for time-sensitive health events. With advancements in edge AI chips and low-power processing, wearables are capable of running machine learning models directly, making them faster, more reliable, and capable of protecting sensitive health data by keeping it on the device.

XV. SENSOR FUSION TECHNIQUES IN WEARABLE

Sensor fusion refers to combining data from multiple sensors to create a comprehensive picture of the user's health, allowing wearables to provide deeper insights than single-sensor devices. For example, combining accelerometer and gyroscope data enables more accurate activity recognition and fall detection, while integrating heart rate and temperature sensors helps detect signs of illness. Machine learning models utilize sensor fusion techniques to analyse patterns across these multiple data streams, producing high-quality, reliable health insights. This method is particularly beneficial in detecting complex health states or multi-factorial conditions like stress, which can manifest in physiological and behavioural changes that single sensors alone might miss.

XVI. WEARABLES IN REMOTE PATIENT MONITORING (RPM)

Remote Patient Monitoring (RPM) through wearables has become an invaluable tool, especially in chronic disease management and post-operative care. RPM involves monitoring a patient's health data from a distance, allowing healthcare providers to make real-time decisions based on insights from wearables. Machine learning plays a crucial role by analysing vast RPM data to detect patterns and predict potential issues, such as detecting an increase in heart rate that may signal complications. RPM has gained traction for managing conditions like heart disease, diabetes, and even mental health, making healthcare accessible to patients at home and reducing the need for frequent hospital visits, thus lowering healthcare costs.

XVII. TRANSFER LEARNING FOR IMPROVED ACCURACY IN WEARABLES

Transfer learning is a machine learning technique where a model trained on one task is adapted for a related task, a useful approach for wearables with limited data. In healthcare wearables, transfer learning can enhance accuracy by adapting pre-trained models to new applications, like adjusting an ECG model to recognize arrhythmias in different age groups or environments. Transfer learning enables quicker model development, as it requires less labelled data and reduces training time. This approach has made it easier for companies to apply ML models across different wearable devices, paving the way for better performance and broader applicability in healthcare.

XVIII. REINFORCEMENT LEARNING IN PERSONALIZED HEALTH COACHING

Reinforcement learning (RL) allows wearables to learn optimal actions based on user feedback, enabling personalized health coaching. By constantly analysing health data and user responses, reinforcement learning models can suggest personalized health routines, adjusting recommendations based on user behaviour and physiological responses. For example, an RL model might recommend a particular exercise routine based on heart rate recovery data and adjust it over time to improve cardiovascular health. Such dynamic personalization has the potential to increase user engagement, as individuals receive recommendations that evolve with their progress and adapt to their health needs.

XIX. PREDICTIVE MAINTENANCE AND LONGEVITY OF WEARABLE DEVICES

Predictive maintenance uses machine learning to predict when wearable devices might fail, ensuring they are maintained before malfunctions occur, which is especially critical for medical-grade wearables. By analyzing usage patterns, environmental factors, and sensor data, predictive maintenance models can identify wearables that need recalibration, sensor replacements, or battery changes, ensuring consistent performance and reliability. This approach is beneficial for users with health conditions relying on continuous monitoring, as it reduces the likelihood of device failure during critical times, enhancing user trust and ensuring data continuity.

XX. WEARABLES IN MENTAL HEALTH MONITORING

Machine learning in wearables is also making strides in mental health monitoring by analysing physiological and behavioural indicators of stress, anxiety, and depression. For instance, wearables track metrics like heart rate variability, sleep patterns, and physical

activity to detect changes that may indicate emotional distress. Machine learning models analyse these patterns, providing real-time alerts or insights to users and, in some cases, healthcare professionals. Early detection of mental health issues through wearables allows users to manage stress better and seek professional help when needed, bridging the gap between mental health awareness and proactive care.

XXI. CROSS-PLATFORM INTEGRATION AND DATA INTEROPERABILITY

As wearable technology proliferates, the need for interoperability between different platforms and devices has become essential for seamless data flow. Machine learning facilitates cross-platform integration by normalizing and structuring data from diverse sources, enabling the consolidation of health information across devices. This data interoperability allows wearables to share insights with other health platforms or electronic health records (EHRs), making it easier for healthcare providers to access a comprehensive view of patient health. The continuous integration of wearables into broader health data systems enhances the utility of wearables in personalized healthcare and coordinated care management.

XXII. APPLICATIONS OF MACHINE LEARNING IN HEALTHCARE WEARABLES

The applications of machine learning in healthcare wearables are extensive and impactful, covering areas such as chronic disease monitoring, elderly care, fitness tracking, mental health assessment, and preventive healthcare. Wearables are instrumental in tracking chronic diseases, with ML algorithms analysing trends over time to alert users and clinicians when health metrics like blood pressure or glucose levels deviate from the norm. In elderly care, ML-powered fall detection systems are a crucial application, enabling the rapid detection of falls and immediate alert notifications to caregivers. Mental health applications include tracking physiological indicators of stress and sleep patterns, providing users with relaxation guidance and mindfulness tips. These wearables also empower preventive healthcare by identifying patterns that might indicate an impending health issue, allowing early intervention.

XXIII. CASE STUDIES OF ML IN HEALTHCARE WEARABLES

Real-world case studies highlight how machine learning applications in wearables have made a difference in healthcare outcomes. In heart disease monitoring, for instance, devices like the Apple Watch use machine learning to analyse ECG readings, identifying potential arrhythmias and alerting users to seek medical help. Continuous glucose monitors (CGMs) represent another impactful application, where devices like Dexcom's CGMs use machine learning to predict glucose fluctuations in diabetic patients, providing timely alerts to manage glucose levels. Wearable fall detectors for elderly care are yet another critical use case, where devices equipped with accelerometers and gyroscopes detect falls and send alerts, enabling caregivers to act swiftly. These case studies underscore the potential of machine learning-powered wearables to provide continuous monitoring, facilitate early diagnosis, and improve overall healthcare accessibility.

XXIV. ETHICAL AND SOCIAL IMPLICATIONS OF WEARABLE HEALTH DATA

The increased use of machine learning in healthcare wearables raises ethical and social questions, particularly regarding data privacy, consent, and data ownership. As wearables collect sensitive health information, it is vital to ensure that users understand what data is collected, how it is used, and who has access to it. Ethical considerations include safeguarding user data against unauthorized access and ensuring transparency in how machine learning models make health predictions. Additionally, there are concerns around digital inequality, as those without access to wearable technology may be left out of the benefits of ML-driven health monitoring, highlighting the need for equitable access to these innovations.

XXV. EMERGING ROLE OF BIOMETRIC AUTHENTICATION IN WEARABLES

Biometric authentication, a method where physiological traits are used for identification, is gaining traction in wearables to secure access to data. Machine learning models in wearables analyse biometrics like fingerprints, facial recognition, or ECG signatures to verify user identity, providing an additional layer of security. In healthcare, where protecting patient data is crucial, biometric authentication ensures that only authorized individuals can access health data. This feature is especially beneficial as wearables become more interconnected with other health devices and platforms, ensuring that sensitive information remains secure and private.

XXVI. FUTURE PROSPECTS OF WEARABLES IN PERSONALIZED GENOMICS

With the rise of personalized genomics, wearables may soon integrate genetic data to offer even more customized health insights. Machine learning models would analyse both wearable data and genomic information, allowing predictions and recommendations to be tailored to an individual's genetic predispositions. This fusion could predict susceptibility to conditions like heart disease, guiding preventive measures and treatments specific to each user's genetic profile. Such an integration would mark a new frontier in personalized healthcare, where wearables not only monitor real-time health metrics but also align health insights with genetic factors, opening doors to highly individualized wellness plans.

XXVII. CHALLENGES AND ETHICAL CONSIDERATIONS

Despite their benefits, wearables come with a range of challenges and ethical considerations, primarily in data privacy, security, and algorithmic fairness. Privacy is paramount because wearable devices gather sensitive data, necessitating adherence to regulations like GDPR and HIPAA, along with robust data encryption protocols to safeguard user information. Bias in machine learning models also poses ethical challenges, as models trained on non-diverse data can produce inaccurate predictions for specific populations.

Ensuring that machine learning models are trained on inclusive datasets and regularly tested for bias is crucial to equitable healthcare access. Additionally, user acceptance and compliance are vital for wearable technology adoption, as wearables must be accurate, secure, and trustworthy for users to rely on them consistently for health management.

XXVIII. FUTURE DIRECTIONS AND RESEARCH OPPORTUNITIES

The future of machine learning in healthcare wearables is promising, with advancements in personalized healthcare, integration with IoT, and innovations in data fusion on the horizon. As artificial intelligence progresses, healthcare wearables will deliver increasingly personalized recommendations by analysing and learning from individual health data. The integration of wearables with IoT will create connected health ecosystems, where multiple devices communicate seamlessly, providing real-time updates to healthcare providers. Data fusion will also play a critical role in wearables by integrating different sensor readings—such as heart rate, blood oxygen, and temperature—into a comprehensive health profile, enhancing the accuracy and utility of health assessments. These developments represent exciting opportunities for research and innovation, ultimately making healthcare more personalized, efficient, and accessible.

XXIX. CONCLUSION

In summary, machine learning applications in healthcare wearables are transforming personal health monitoring and disease management by turning data into actionable insights. This chapter has highlighted the role of ML in wearables, from detecting chronic disease symptoms to enabling preventive healthcare and supporting elderly care. Moving forward, the field presents numerous opportunities for researchers and developers to innovate, balancing technological advancements with ethical considerations in data privacy, security, and user trust. As wearables continue to integrate with advanced machine learning models, they hold the potential to become indispensable tools in promoting healthier lifestyles and reducing healthcare burdens.

REFERENCES

- [1] Hayano J., Yamamoto H., Nonaka I., Komazawa M., Itao K., Ueda N., Tanaka H., and Yuda E., Quantitative detection of sleep apnea with wearable watch device, *PLoS ONE*. (2020) **15**, e0237279, <https://doi.org/10.1371/journal.pone.0237279>.
- [2] Delmastro F., Martino F. D., and Dolciotti C., Cognitive training and stress detection in MCI frail older people through wearable sensors and machine learning, *IEEE Access*. (2020) **8**, 65573, <https://doi.org/10.1109/access.2020.2985301>.
- [3] Perez M. V., Mahaffey K. W., Hedlin H., Rumsfeld J. S., Garcia A., Todd F., Balasubramanian V., Russo A. M., Rajmane A., Cheung L., Hung G., Lee J., Peter K., Talati N., Nag D., Gummidipundi S. E., Beatty A., Hills M. T., Desai S., Granger C. B., Desai M., and Turakhia M. P., Large-Scale Assessment of a smartwatch to identify atrial fibrillation, *New England Journal of Medicine*. (2019) **381**, no. 20, 1909–1917.
- [4] Chorba J. S., Shapiro A. M., Le L., Maidens J., Prince J., Pham S., Kanzawa M. M., Barbosa D. N., Currie C., Brooks C., White B. E., Huskin A., Paek J., Geocaris J., Elnathan D., Ronquillo R., Kim R., Alam Z. H., Mahadevan V. S., Fuller S. G., Stalker G. W., Bravo S. A., Jean D., Lee J. J., Gjergjindreaj M., Mihos C. G., Forman S. T., Venkatraman S., McCarthy P. M., and Thomas J. D., Deep learning algorithm for automated cardiac murmur detection via a digital stethoscope platform, *Journal of American Heart Association*. (2021) **10**, no. 9, e019905, <https://doi.org/10.1161/JAHA.120.019905>.
- [5] Seneviratne S., Hu Y., Nguyen T., Lan G., Khalifa S., Thilakarathna K., Hassan M., and Seneviratne A., A survey of wearable devices and challenges, *IEEE Communications Surveys & Tutorials*. (2017) **19**, no. 4, 2573–2620, <https://doi.org/10.1109/comst.2017.2731979>, 2-s2.0-85028931926.
- [6] Chan M., Estève D., Fourniols J.-Y., Escriba C., and Campo E., Smart wearable systems: current status and future challenges, *Artificial Intelligence in Medicine*. (2012) **56**, no. 3, 137–156, <https://doi.org/10.1016/j.artmed.2012.09.003>, 2-s2.0-84870420659.

- [7] Siirtola P., Koskimäki H., Mönttinen H., and Röning J., Using sleep time data from wearable sensors for early detection of migraine attacks, *Sensors*. (2018) **18**, no. 5, <https://doi.org/10.3390/s18051374>, 2-s2.0-85046155119.
- [8] Meisel C., El Atrache R., Jackson M., Schubach S., Ufongene C., and Loddenkemper T., Machine learning from wristband sensor data for wearable, noninvasive seizure forecasting, *Epilepsia*. (2020) **61**, no. 12, 2653–2666, <https://doi.org/10.1111/epi.16719>.
- [9] Hannun A. Y., Rajpurkar P., and Haghpanahi M., -level arrhythmia detection and classification in ambulatory electrocardiograms using a deep neural network, *Nature Medicine*. (2019) **25**, 65–69, <https://doi.org/10.1038/s41591-018-0268-3>, 2-s2.0-85059766557.
- [10] Kwon S., Hong J., Choi E., Lee B., Baik C., Lee E., Jeong E., Koo B., Oh S., and Yi Y., Detection of atrial fibrillation using a ring- type wearable device (CardioTracker) and deep learning analysis of photoplethysmography signals: prospective observational proof-of- concept, *Study J Med Internet Res*, **22**, no. 5
- [11] Mei Z., Gu X., Chen H., and Chen W., Automatic atrial fibrillation detection based on heart rate variability and spectral features, *IEEE Access*. (2018) **6**, 53566, <https://doi.org/10.1109/access.2018.2871220>, 2-s2.0-85053598494.
- [12] Rashid N. and Al Faruque M. A., Energy-efficient real-time myocardial infarction detection on wearable devices, *Annu Int Conf IEEE Eng Med Biol Soc*. (2020) **2020**, 4648–4651, <https://doi.org/10.1109/EMBC44109.2020.9175232>.
- [13] Buettner R., Frick J., and Rieg T., High-performance Detection of Epilepsy in Seizure-free EEG Recordings, *Proceedings of the International Conference on Information systems*, December, 2019, Munich, Germany.